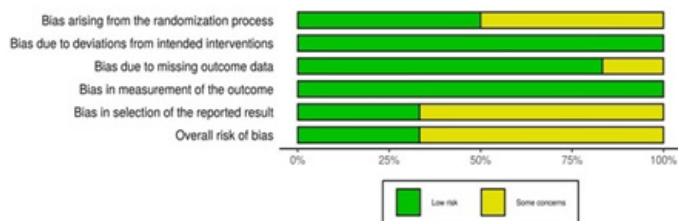
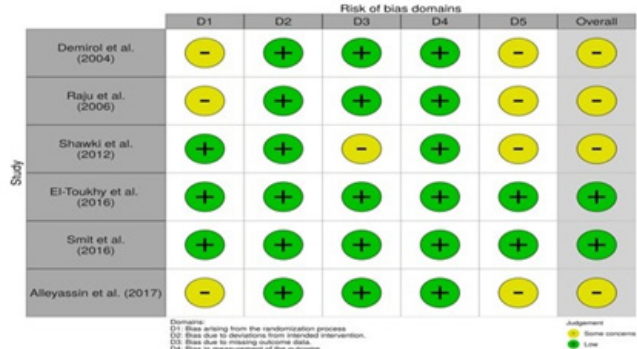


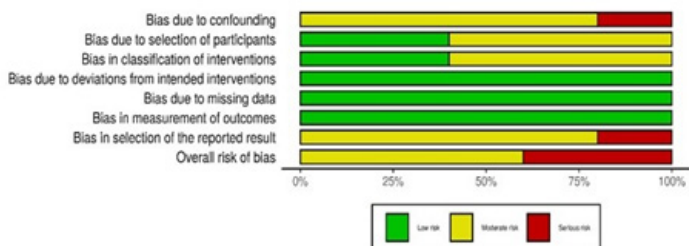
A. Risk of bias 2.0 graph for randomized controlled studies




B. Risk of bias 2.0 summary for randomized studies



C. Risk of bias in non-randomized studies of interventions (ROBINS-I) graph for non-randomized studies



D. ROBINS-I summary for non-randomized studies



Supplementary Figure 1. Risk of bias. (A) Randomized controlled studies; summary. (B) Randomized controlled studies; by study. (C) Non-randomized studies; summary. (D) Non-randomized studies; by study.